

SpanSet

Rescue Solutions

Height Safety
Lifting
Latching



Gotcha™

R E S C U E R A N G E

Work at height can be a hazardous activity. It is essential therefore that we address all the hazards present and reduce the associated risks wherever possible. Correct selection of equipment and training are an essential part of this process. However whilst some hazards are easy to identify, other less obvious hazards can have equally devastating effects.

Where a fall protection solution allows the user to fall into a full body harness this is not necessarily the end of the issue. Suspension in a full body harness carries serious consequences if left unaddressed. This is called suspension trauma and is due to a lack of movement and restriction of the users circulation. If the user is able to move or relieve the pressure points then the effects can be dramatically reduced, but in the case of unconscious persons then the effects continue unchecked and rescue is the only option.

Rescue can be carried out in many different ways all with different levels of risk, training requirements, aptitude and commitment. It is therefore important to identify the solution that is right for your application. In order to do this you must consider all the variables such as the equipment they are using, where they are using it and the capability of the users. Another aspect that can be confused with rescue is evacuation. A useful definition between rescue and evacuation is:

Rescue – is where the casualty is:

- In imminent danger if their situation is not resolved
- Unable to escape a situation unaided

Evacuation – is where the casualty:

- Is not in imminent danger
- Cannot remain in their situation indefinitely
- Can escape the situation without assistance

The Gotcha rescue range also includes evacuation devices or rescue devices that can be used for evacuation. Once again these should be assessed against the application and the ability of the user.

Suspension Loop

The use of a “suspension loop” is an addition to any rescue system that can help to alleviate the effects of suspension trauma. However this must not be seen as a solution to the problem and is also of little use to unconscious casualties. It can therefore be classed as an intermediate measure and rescue must follow. This is not an item of PPE.



MBS 160Kg

Order Code: **GOTCHA SL**



Proof Testing and traceability

It is essential that all safety products are fit for purpose, but unlike many other safety products when a rescue kit is required you need it to work first time. You cannot “suspend” the operation and come back another day, the casualty requires assistance and the kit must perform.

This is why all Gotcha Rescue kits have been independently tested to prove their capabilities. They are then individually proof tested prior to despatch. This ensures that the product is fit for purpose when supplied.

Add to that the individual serial numbering that is on all SpanSet products and the control and inspection is also simplified.

Carry bags

All Gotcha rescue range kits are supplied in purpose made carry bags.

They are

1. Clearly identifiable as emergency rescue equipment
2. Weatherproof and protective to keep the rescue kit in good condition for when you really need it.
3. Shaped for ease of carry to help you get it to the work place
4. Includes carry handles and straps for comfort and security
5. Strong with reinforcements to cope with life in demanding environments
6. Can be fitted with “tamper tags” for peace of mind



Gotcha Rescue kit

The original kit in the range, designed for tradesmen who work at height.

The Gotcha rescue kit is a unique solution to a problem faced by all workers at height who use PPE for protection against falls. Whereas most rescue provision has focused on the more extreme activities carried out at height, the Gotcha kit is designed for tradesmen who use common items of fall protection. In the event of a fall their situation if suspended in a harness is just as serious as any other worker and a swift recovery is essential.


The kit will work effectively with conscious or unconscious casualties, the rescuer can carry out the rescue from a point of safety, the rescue can be carried out by a single person, no cutting is required and you can raise or lower the casualty in a controlled manner to the nearest point of safety.

- ❶ **Suitable for Rescue from** – Fall Arrest Lanyards and Fall Arrest Blocks
- ❷ **This is a no-cut kit** – The casualty is raised to release their original attachment
- ❸ **Rescue direction** – You can raise or lower the casualty with this kit
- ❹ **Pre-assembled** – No assembly is required by the user
- ❺ **Remote attachment** – The casualty can be attached from a point of safety
- ❻ **Single person use** - The Gotcha is for raising or lowering a single person
- ❼ **Maximum Working Length** – The Gotcha kit is available in four lengths.
The following is a guide to assist when selecting a Gotcha kit.
- ❽ **Colour coding** - The kit is colour coded for simplicity

Independently tested to EN: 1496.

Kit size	Order codes	Capacity in High Anchor Mode	Capacity in Low Anchor Mode	Weight of Kit kgs
Gotcha 50	GOTCHA KIT	Up to 17 Metres	Up to 13 Metres	7
Gotcha 100	GOTCHA KIT 100M	Up to 34 Metres	Up to 26 Metres	11
Gotcha 150	GOTCHA KIT 150M	Up to 51 Metres	Up to 39 Metres	15
Gotcha 200	GOTCHA KIT 200M	Up to 68 Metres	Up to 52 Metres	19

To rescue from Fall Arrest Blocks you need to order a Gotcha Kit from the table above **and** a GRABBA.



Patent No: GB 2376009

GRABBA Order Code: GRABBA



The GRABBA is an optional add-on to the GOTCHA KIT.

It enables the rescue of persons suspended from retractable fall arrest devices, and flexibleline fall arresters, using rope or wire. These devices conform to EN360 and EN353-2 respectively.


Gotcha Rescue Training

SpanSet Ltd are designers and manufacturers of safety harnesses, lanyards and the 'Gotcha' range of rescue equipment - pre assembled rescue systems for industrial sectors and the emergency services.

The SpanSet Height Safety department also provide training ranging from basic harness appreciation courses to tailor made specialist line rescue courses. Designed as modules it is easy to identify which course is for you and tailor making can often be cost effectively achieved by combining standard modules. All courses are run by professional SpanSet trainers who have a wide range of experience in all aspects of height safety.

Our facilities include tailor made indoor and outdoor structures with classrooms for theory sessions. Quality controlled to ISO9001.

For full details of the height safety courses and SpanSet's extensive product range, contact the SpanSet Height Safety team.



Gotcha Shark Rescue Kit. Order code: SHARK 66M

A rescue kit that is ideal for those who consider work at height a key part of their skill such as those on towers and masts.

- ① **Suitable for Rescue from** - Fall Arrest Lanyards, Vertical Fall Arrest Systems and Webbing Fall Arrest Blocks
- ② **Bladeless cutting** - The casualty is released by cutting their primary attachment with a unique bladeless cutt for safety and accuracy
- ③ **Rescue direction** - The SHARK is a descent rescue kit and rescue entails the rescuer descending to the casualty collecting them and descending to safety
- ④ **Pre-assembled** - No assembly is required by the user
- ⑤ **Assisted Rescue** - The rescuer accesses the casualty in order to recover them.
- ⑥ **Two person use** - The Gotcha SHARK is rated for loads up to 300KG in normal use.
- ⑦ **Maximum Working Length** - Gotcha SHARK kits are available in the following lengths which define their working length. 30 Metre, 50 Metre, 66 Metre and 100 metre lengths

CE EN: 341 Class D.



Gotcha SHARK TC Rescue kit. Order code: SHARK TC 66M

A rescue kit that is ideal for evacuation or recovery of a worker from tower cranes.

- ① **Suitable for evacuation from** - Tower cranes and other high structures where there is safe egress at a lower level
- Suitable for Rescue from** - Fall Arrest Lanyards, Vertical Fall Arrest Systems and Webbing Fall Arrest Blocks
- ② **Bladeless cutting** - The casualty can be released if necessary by cutting their primary attachment with a unique bladeless cutter for safety and accuracy
- ③ **Rescue direction** - The SHARK TC is a descent evacuation and rescue kit. Evacuation is by lowering one - two persons. Rescue entails the rescuer descending to the casualty collecting them and descending to safety
- Evacuation** - A casualty or casualties can be evacuated by a rescuer operating the system from the anchor point. Additionally a rescuer can evacuate a casualty by descending with them.
- ④ **Pre-assembled** - No assembly is required by the user
- ⑤ **Assisted Rescue** - The rescuer accesses the casualty in order to recover them.
- ⑥ **Two person use** - The Gotcha SHARK TC is rated for loads up to 300KG in normal use.
- ⑦ **Maximum Working Length** - Gotcha SHARK TC kits are available in the following lengths which define their working length. 30 Metre, 50 Metre, 66 Metre and 100 metre lengths

CE EN: 341 Class D.



A constant rate descent device suitable for rescue and evacuation.

- ① **Suitable for Rescue from** - Vertical situations where you can access the casualty.
- Suitable for evacuation from** - High Structures where constant rate lowering and minimal user input are required.
- ② **This is a no cut kit** - The casualty is raised to release their original attachment.
- ③ **Rescue direction** - You can lower the casualty to safety and additionally it is possible to raise a casualty for limited distances.
- Evacuation direction** - The user can descend to safety at a constant rate controlled by the device.
- ④ **Pre assembled** - No assembly is required by the user
- ⑤ **Assisted rescue** - The rescuer accesses the casualty in order to recover them.
- Lone evacuation** - A single person can descend to safety.
- Multiple Evacuation** - Once the first user has safely descended the system can be used by additional users in quick succession.
- ⑥ **Two person use** - The Gotcha CRD is rated for loads up to 225kg
- ⑦ **Maximum working lengths** - The Gotcha CRD is available in lengths of up to 100 metres for loads up to 225kg. For loads up to 150kg it is available in lengths of up to 400 metres.

CE EN: 341 Class A.



Gotcha Evac kit. Order code: GOTCHA EVAC

An evacuation kit that is ideal for use on elevated machinery.

- ① **Suitable for Evacuation from** - Automated racking systems, overhead cranes and elevated work platforms
- ② **No Cutting Required**
- ③ **Evacuation direction** - The Evac is a descent evacuation kit and requires the evacuee to descend to a point of safety
- ④ **Pre-assembled** - No assembly is required by the user
- ⑤ **Lone Evacuation** - The kit is designed for a worker to be able to evacuate themselves in an emergency
- ⑥ **One person use** - The Gotcha Evac is rated for loads up to one person use.
- ⑦ **Maximum Working Length** - The Gotcha Evac kit is a 20 metre descent rescue kit.


CE EN: 341 Class D.



Gotcha Pole Top Rescue kit. Order code: PTRK

A kit for rescuing a casualty suspended by work position and fall arrest equipment when working on a wood pole. Independently tested to EN: 1496.

- ① **Suitable for Rescue from** - Fall Arrest Lanyards, Fall Arrest Blocks, Flexible Line Fall Arresters and Work Position Lanyards.
- ② **This is a no-cut kit** - The casualty is raised to release their original attachment, but the kit does include a safety knife in case of difficulty when raising the casualty.
- ③ **Rescue direction** - You can raise or lower the casualty with this kit. This will allow raising to release or free a snagged casualty and lowering to a point of safety.
- ④ **Pre-assembled** - No assembly is required by the user
- ⑤ **Assisted Rescue** - The rescuer accesses the casualty in order to recover them.
- ⑥ **Single person use** - The Gotcha Pole Top Rescue kit is for raising or lowering a single person
- ⑦ **Maximum working length** - The Gotcha Pole top rescue kit is suitable for use on poles up to 15 metres high



This is a rescue kit for the professionals. Ideally suited to Fire and Rescue services it provides a flexible solution to rescues involving vertical horizontal and tensioned lines.

- ① **Suitable for Rescue from** - Vertical and horizontal situations where a flexible line system is required that can be tensioned or released in a controlled manner. This will allow raising operations, lowering operations and tensioning operations.
- ② **Bladeless cutting** - Casualties can be recovered without the need to cut them free due to the raising and lowering capabilities of the kit.
- ③ **Rescue direction** - The Gotcha FR kit is capable of rescuing vertically up or down as well as horizontally by tensioning.
- ④ **Pre-assembled** - No assembly is required by the user, but the kit can be changed from lowering mode into raising or tensioning mode by altering the configuration. This is pre set and simple to carry out.
- ⑤ **Assisted Rescue** - The Gotcha FR kit can be used in many ways and is designed to work in conjunction with a second kit to provide additional security where required.
- ⑥ **Single person use** - A single kit is capable of lowering or raising a single casualty.

Two person use - Two kits used together will provide a work and secondary system suitable for lowering a rescuer to a casualty and then raising or lowering both the rescuer and casualty to a point of safety.

- ⑦ **Maximum working length** - The Gotcha FR kits are available in 50 metre and 100 metre versions. Each kit is capable of being used for lowering operations up to that maximum length.



FALLS FROM HEIGHT PREVENTION, PROTECTION & RESCUE

What you need to know!

1 ALWAYS CONSIDER THE HIERARCHY OF MEASURES WHEN WORKING AT HEIGHT

Avoidance - Avoid all unnecessary work at height.

Permanent access - Use walkways and gantries where possible

Temporary working platforms - The use of scaffolding, cradles and mobile platforms

Collective measures are preferable to personal measures - Handrails, safety netting, airbags or landing mats

Personal measures can be split into three categories:

-  Work restraint
-  Work position
-  Fall Arrest

2 IF A FALL CAN OCCUR YOU MUST BE PROTECTED

*Long working should be avoided
Check that you have safe clearance below
Always have a rescue plan*

PPE for arresting falls must include

Anchorage that are rated to EN795 or equivalent

A Full Body Harness correctly fitted

A Fall Arrest Device that will:

- Ensure shock loads do not exceed 6kN
- Arrest the fall in a known distance
- Arrest the fall and prevent the user colliding with obstacles

Connectors - suitable for linking the system

Head Protection - A helmet that won't fall off

3 THE EFFECTS A FALL WILL HAVE ON YOU

Even if you use suitable fall arrest equipment a fall will still be a traumatic experience

You may collide with obstacles during the fall

You may be unconscious or in shock

Suspension in a harness if left unchecked can cause you problems - see section 4

4 SUSPENSION IN A HARNESS CAN LEAD TO COMPLICATIONS

If you are suspended after a fall you may experience pressure points from the harness that can cause pain and restrict your circulation.

If this is left unchecked it can lead to; Tingling sensations in your limbs, dizziness and eventually a lack of consciousness.

If you can move you may be able to relieve the effects, but you need to be rescued. A temporary aid may also help reduce the effects.

If during the fall you are knocked unconscious then you will be unaware of these effects. They will still occur, but you will not be able to ease them and you need to be rescued.

The effects can begin within a few minutes. Rescue should be carried out as quickly and as safely as possible. Ideally rescue should take no longer than 15-20 minutes.

When the pressure is released from the harness you must also take care as blood and toxins will be released back into your system. You need to help prevent this happening too fast. It is better to sit or stand, not to exert yourself and seek medical advice - Tell them what happened and how long you were suspended for.

7 AFTER THE RESCUE

They may still need care
Call for medical assistance

Get a qualified first aider
to assess their injuries

If in doubt seek
medical advice

6 APPROACHES TO RESCUE

There are many types of rescue available. You must plan to find the one for you. Always avoid placing others at unnecessary risk during the rescue.

Improvised / unplanned recovery

May be effective
Can place rescuers at risk
There is a risk of failure

Planned / application specific

Very effective if well planned and assessed
May use a pre assembled kit such as a Gotcha
Requires adequate training
Must be at the workplace to be effective

Permanent rescue teams / emergency services

They need to be aware of your needs in advance
They must be able to get to you in time
They should be called even if you intend to use one of the other approaches.

5 TAKE THE PRESSURE OUT OF SUSPENSION

Footloops or temporary supports can reduce the effects of harness suspension.

You must remember:

It only works on conscious casualties
It is not a replacement for rescue

Appropriate use chart:

Give you more time to carry out the rescue

Allow the casualty to move assisting circulation

Help to relieve pressure from the harness

Reduce or delay the effects of Suspension Trauma

To be effective it must be at the work site.

The Ultimate Rescue Package

The BEST advice on rescue to identify the issues

A pre-assembled and proof tested rescue kit from the Gotcha rescue range

A quality assured training course for your staff

Contact your SpanSet supplier or SpanSet

 @ www.spanset.co.uk

SpanSet Ltd, Telford Way, Middlewich,
Cheshire CW10 0HX, UK

Tel: +44 (0)1606 737494 Fax: +44 (0)1606 737502

www.spanset.co.uk

We have a policy of continuous development and therefore reserve the right to modify designs and specifications without prior notice

© SpanSet Limited 2007. Designed and Produced by The Printing House Ltd 01270 212100