

SpanSet secutex®

01

Lifting
Buffer pad
Lifting equipment



Products and Uses

Type	Powerflex sleeve	secumove	SFX	easyClip	veloxClip	SF-1	SF-2	Clip-SC	secuwave
Version	No coating Fully enclosed	Fixed protective sleeve, movable coating	Single-sided protection, rear side sealed	Simple protective sleeve, protected on one side	Flexible, flat protective sleeve, protected on one side	Protective sleeve, single-sided protection	Protective sleeve, double-sided protection	Clip Hose, single-sided protection	Protective sleeve with wave profile
Cross-section									
Smooth edge Not sharp	<input type="radio"/>	<input type="radio"/>	<input type="radio"/>	<input type="radio"/>	<input type="radio"/>	<input type="radio"/>	<input type="radio"/>	<input type="radio"/>	<input type="radio"/>
Rough edge Not sharp	<input checked="" type="radio"/>	<input type="radio"/>	<input type="radio"/>	<input type="radio"/>	<input type="radio"/>	<input type="radio"/>	<input type="radio"/>	<input type="radio"/>	<input type="radio"/>
Broken edge Sharp	<input type="radio"/>	<input checked="" type="radio"/>	<input checked="" type="radio"/>	<input checked="" type="radio"/>	<input checked="" type="radio"/>	<input checked="" type="radio"/>	<input checked="" type="radio"/>	<input checked="" type="radio"/>	<input checked="" type="radio"/>
Rolled edge r > 2 mm, Sharp	<input type="radio"/>	<input checked="" type="radio"/>	<input checked="" type="radio"/>	<input checked="" type="radio"/>	<input checked="" type="radio"/>	<input checked="" type="radio"/>	<input checked="" type="radio"/>	<input checked="" type="radio"/>	<input checked="" type="radio"/>
Very sharp edge* r < 2 mm	<input type="radio"/>	<input type="radio"/>	<input type="radio"/>	<input type="radio"/>	<input type="radio"/>	<input type="radio"/>	<input type="radio"/>	<input checked="" type="radio"/>	<input checked="" type="radio"/>
<div style="display: flex; justify-content: space-between; align-items: center;"> Increasing cut resistance >>> Increasing cut resistance >>> Increasing cut resistance >>> Increasing cut resistance >>> </div> <div style="display: flex; justify-content: space-between; align-items: center; margin-top: 10px;"> <div style="background-color: red; color: white; padding: 5px; border-radius: 15px;">Lift, don't turn!</div> <div style="background-color: green; color: white; padding: 5px; border-radius: 15px;">Turning is permitted.</div> </div>									

* Export advisor required!

● Our recommendation

○ Suitable

01.3 SECUTEX PROTECTIVE HOSES

secutex protective sleeves

SF-1 protective sleeve

SF-2 protective sleeve

SF-1 protective sleeve

SF-2 protective sleeve

SF-1

Protective sleeve with single-sided coating

The secutex protective sleeve is technically optimised for the SpanSet lifting strap programme or SpanSet round slings. The contact side is secutex-coated, extremely cut-resistant and reduces the creation of creases in the textile. Simply pulled over the textile load lifting accessory, the protective sleeve with a single-sided secutex coating, protects both the load and the load lifting accessory against „sharp edges“ and rough surfaces.

The advantages

- Easy to position
- Extremely cut-resistant
- Reduces the formation of creases in the textile
- Durably keeps its shape


Optionally available

- Various surfaces
- Reinforcement
- Various Types of secutex
- Made of heat-resistant „secutex Heat“

Available for

- Twintex
- SupraPlus
- Magnum and Magnum X

SF-1 [cross-section of the protective sleeve]: contact side and sleeve sides are secutex coated



SF-2

Protective sleeve with double-sided coating

This protective sleeve is particularly robust, and this version has two contact sides for double-sided work. Both contact sides are secutex-coated, extremely cut-resistant and reduce the creation of creases in the textile. It is no longer necessary to turn the protective sleeve.

The advantages

- Working with two contact sides
- Easy to position
- Extremely cut-resistant
- Reduces the formation of creases in the textile
- Durably keeps its shape

Optionally available

- Various surfaces
- Reinforcement
- Various Types of secutex
- Made of heat-resistant „secutex Heat“

Available for

- Twintex
- SupraPlus
- Magnum and Magnum X - Powerband and heavy load Powerband

SF-2 [cross-section of the protective sleeve]: both contact sides and sleeve sides are secutex coated.



01.3 SECUTEX PROTECTIVE HOSES

secutex Protective sleeves
Technical data and order overview

Round Slings

SupraPlus
Twintex

Protective sleeve clip: Image 3



Protective sleeve clip: Image 5



Please note:

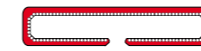
The information on "metal reinforcement", "ground" and "combination of metal reinforcement and ground" can be found on pages 82 to 84

Protective sleeve single-sided [SF1] and Protective sleeve two-sided [SF2]



	Protective sleeve single-sided [Image 3]	External width [mm]	External height [mm]	Weight approx. running m [kg]	Protective sleeve two-sided [Image 3]	External width [mm]	External height [mm]	Weight approx. running m [kg]
SupraPlus 500	SF1-50/3	70	23	0,9	SF2-50/3	70	25	1,2
SupraPlus 1000	SF1-50/3	70	23	0,9	SF2-50/3	70	25	1,2
SupraPlus 2000	SF1-65/3	80	23	1,1	SF2-65/3	80	25	1,5
SupraPlus 3000	SF1-75/3	95	25	1,3	SF2-75/3	95	25	1,8
SupraPlus 4000	SF1-100/3	125	25	1,5	SF2-100/3	125	25	2,1
SupraPlus 5000	SF1-125/3	110	35	1,9	SF2-125/3	110	35	2,6
SupraPlus 6000	SF1-125/3	110	35	1,9	SF2-125/3	110	35	2,6
SupraPlus 8000	SF1-150/3	145	40	2,1	SF2-150/3	145	40	3
Twintex 1000	SF1-50/3	70	23	0,9	SF2-50/3	70	25	1,2
Twintex 2000	SF1-65/3	80	23	1,1	SF2-65/3	80	25	1,5
Twintex 3000	SF1-75/3	95	25	1,3	SF2-75/3	95	25	1,8
Twintex 4000	SF1-100/3	125	25	1,5	SF2-100/3	125	25	2,1
Twintex 5000	SF1-125/3	110	35	1,9	SF2-125/3	110	35	2,6
Twintex 6000	SF1-125/3	110	35	1,9	SF2-125/3	110	35	2,6
Twintex 8000	SF1-150/3	145	40	2,1	SF2-150/3	145	40	3

Protective sleeve clip and abrasion protection „Powerflex“



Protective sleeve clip [Image 3]	External width [mm]	External height [mm]	Weight approx. running m [kg]	Protective sleeve clip [Figure 5]	External width [mm]	External height [mm]	Weight approx. running m [kg]	PowerFlex abrasion protection [Image 3]	External width [mm]	External height [mm]	Gewicht ca. lfd. m [kg]	PowerFlex abrasion protection	External width [mm]	External height [mm]	Weight approx. running m [kg]
SC-50/3	70	25	1,1	SC-30/5	70	25	1,1	PF-RS 95/3	90	*	0,2	PF-RS 65/5	67	*	0,1
SC-50/3	70	25	1,1	SC-30/5	55	25	1,1	PF-RS 95/3	90	*	0,2	PF-RS 65/5	67	*	0,1
SC-65/3	80	25	1,3	SC-50/5	55	25	1,2	PF-RS 125/3	130	*	0,2	PF-RS 65/5	67	*	0,1
SC-75/3	95	25	1,8	SC-50/5	80	25	1,3	PF-RS 125/3	130	*	0,2	PF-RS 65/5	67	*	0,1
SC-100/3	125	25	2,1	SC-60/5	80	25	1,3	PF-RS 155/3	155	*	0,2	PF-RS 95/5	90	*	0,1
SC-125/3	110	35	2,3	SC-60/5	80	25	1,8	PF-RS 185/3	190	*	0,3	PF-RS 95/5	90	*	0,2
SC-125/3	110	35	2,3	SC-60/5	80	25	1,8	PF-RS 185/3	190	*	0,3	PF-RS 95/5	90	*	0,2
SC-150/3	145	40	3	SC-60/5	90	35	1,8	PF-RS 185/3	190	*	0,3	PF-RS 95/5	90	*	0,2
SC-50/3	70	25	1,1	SC-30/5	55	25	1,1	PF-RS 95/3	90	*	0,2	PF-RS 65/5	67	*	0,1
SC-65/3	80	25	1,3	SC-50/5	55	25	1,2	PF-RS 125/3	130	*	0,2	PF-RS 65/5	67	*	0,1
SC-75/3	95	25	1,8	SC-65/5	80	25	1,3	PF-RS 125/3	130	*	0,2	PF-RS 65/5	67	*	0,1
SC-100/3	125	25	2,1	SC-75/5	80	25	1,3	PF-RS 155/3	155	*	0,2	PF-RS 95/5	90	*	0,1
SC-125/3	110	35	2,6	SC-75/5	95	25	1,8	PF-RS 185/3	190	*	0,3	PF-RS 95/5	90	*	0,2
SC-125/3	110	35	2,6	SC-75/5	95	25	1,8	PF-RS 185/3	190	*	0,3	PF-RS 95/5	90	*	0,2
SC-150/3	145	40	3	SC-100/5	125	25	2,1	PF-RS 185/3	190	*	0,3	PF-RS 95/5	90	*	0,2

*upon request

01.3 SECUTEX PROTECTIVE HOSES

secutex Protective sleeves
Technical data and order overview

Round Slings

MagnumPlus

Protective sleeve clip: Image 3



Protective sleeve clip: Image 5



Protective sleeve single-sided [SF1] and Protective sleeve two-sided [SF2]

	Protective sleeve single-sided				Protective sleeve double-sided			
	External width [mm]	External height [mm]	Weight approx. running m [kg]	External width [mm]	External height [mm]	Weight approx. running m [kg]		
MagnumPlus 10000	SF1-200-20/3	175	35	2,4	SF2-200-20/3	175	35	3,5
MagnumPlus 15000	SF1-250-25/3	210	50	4,6	SF2-250-25/3	210	50	5,9
MagnumPlus 20000	SF1-300-30/3	265	45	3,7	SF2-300-30/3	265	45	5,5
MagnumPlus 25000	SF1-300-35/3	265	45	3,7	SF2-300-35/3	265	45	5,5
MagnumPlus 30000	SF1-300-40/3	340	35	4,6	SF2-300-40/3	340	35	6,8
MagnumPlus 40000	SF1-350-50/3	365	60	7,5	SF2-350-50/3	365	60	10
MagnumPlus 50000	SF1-400-50/3	365	60	4,9	SF2-400-50/3	365	70	8,7
MagnumPlus 60000	SF1-400-70/3	425	90	8,4	SF2-400-70/3	425	100	13
MagnumPlus 80000	SF1-450-80/3	*	*	*	SF2-450-80/3	*	*	*
MagnumPlus 100000	SF1-500-90/3	*	*	*	SF2-500-90/3	*	*	*

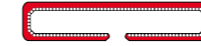
	Protective sleeve single-sided				Protective sleeve double-sided			
	External width [mm]	External height [mm]	Weight approx. running m [kg]	External width [mm]	External height [mm]	Weight approx. running m [kg]		
Magnum-X 10000	SF1-60x25/3	90	35	*	SF2-60x25/3	90	35	*
Magnum-X 20000	SF1-110x30/3	130	45	*	SF2-110x30/3	130	45	*
Magnum-X 30000	SF1-140x35/3	150	55	*	SF2-140x35/3	150	55	*
Magnum-X 40000	SF1-170x40/3	180	55	*	SF2-170x40/3	180	55	*
Magnum-X 50000	SF1-170x40/3	*	*	*	SF2-170x40/3	*	*	*
Magnum-X 60000	SF1-255x50/3	*	*	*	SF2-255x50/3	*	*	*
Magnum-X 80000	SF1-380x60/3	*	*	*	SF2-380x60/3	*	*	*
Magnum-X 100000	SF1-515x60/3	*	*	*	SF2-515x60/3	*	*	*
Magnum-X 125000	SF1-515x80/3	*	*	*	SF2-515x80/3	*	*	*
Magnum-X 150000	SF1-675x80/3	*	*	*	SF2-675x80/3	*	*	*

* upon request

Please note:

The information on "metal reinforcement", "ground" and "combination of metal reinforcement and ground" can be found on pages 82 to 84

Protective sleeve clip [SC] abrasion protection Powerflex [PS]



Protective sleeve clip				Protective sleeve clip				Powerflex abrasion protection				Powerflex abrasion protection			
External width [mm]	External height [mm]	Weight approx. running m [kg]	Protective sleeve clip	External width [mm]	External height [mm]	Weight approx. running m [kg]	Protective sleeve clip	External width [mm]	External height [mm]	Weight approx. running m [kg]	Powerflex abrasion protection [Image 3]	External width [mm]	External height [mm]	Weight approx. running m [kg]	Powerflex abrasion protection
175	35	3,5	SC-200-20/3	110	35	2,3	SC-100-20/5	245	*	1,7	PF-RS 250/3	155	*	1,4	PF-RS 155/5
210	50	5,9	SC-250-25/3	130	45	3,7	SC-125-25/5	245	*	1,4	PF-RS 250/3	190	*	1,4	PF-RS 185/5
265	45	5,5	SC-300-30/3	145	50	4,2	SC-125-30/5	330	*	1,4	PF-RS 310/3	155	*	1,4	PF-RS 155/5
265	45	5,5	SC-300-35/3	145	50	4,2	SC-150-35/5	330	*	1,4	PF-RS 310/3	245	*	1,4	PF-RS 250/5
340	35	6,8	SC-300-40/3	175	60	5,2	SC-150-40/5	330	*	1,4	PF-RS 310/3	245	*	1,4	PF-RS 250/5
365	60	10	SC-350-50/3	210	70	6,5	SC-200-50/5	*	*	2	PF-RS 370/3	245	*	1,4	PF-RS 250/5
520	75	17,8	SC-400-50/3	240	75	8,9	SC-220-50/5	*	*	*	*	*	*	*	*
520	100	25,5	SC-2 250-70/3	240	100	10,3	SC-250-70/5	*	*	*	*	*	*	*	*
*	*	*	SC-2 250-80/3	*	*	*	SC-250-80/5	*	*	*	*	*	*	*	*
*	*	*	SC-2 280-90/3	*	*	*	SC-280-90/5	*	*	*	*	*	*	*	*

Protective sleeve clip				Protective sleeve clip				Powerflex abrasion protection			
External width [mm]	External height [mm]	Weight approx. running m [kg]	Protective sleeve clip	External width [mm]	External height [mm]	Weight approx. running m [kg]	Protective sleeve clip	External width [mm]	External height [mm]	Weight approx. running m [kg]	Powerflex abrasion protection
90	35	*	SC-60x25/3	60	35	*	SC-30x25/5	90	55	*	SWS-60x25
130	45	*	SC-110x30/3	65	45	*	SC-55x30/5	130	65	*	SWS-110x30
150	55	*	SC-140x35/3	90	55	*	SC-70x35/5	150	75	*	SWS-140x35
180	55	*	SC-170x40/3	90	55	*	SC-85x40/5	180	75	*	SWS-170x40
*	*	*	SC-170x40/3	*	*	*	SC-85x40/5	*	*	*	SWS-170x40
*	*	*	SC-255x50/3	*	*	*	SC-130x50/5	*	*	*	SWS-255x50
*	*	*	SC-380x60/3	*	*	*	SC-200x60/5	*	*	*	SWS-380x60
*	*	*	SC-260x60/3	*	*	*	SC-260x60/5	*	*	*	SWS-515x60
*	*	*	SC-260x80/3	*	*	*	SC-260x80/5	*	*	*	SWS-515x80
*	*	*	SC-2 340x80/3	*	*	*	SC-340x80/5	*	*	*	SWS-675x80

* upon request

01.3 SECUTEX PROTECTIVE HOSES

secutex Protective sleeves
Technical data and order overview

Power bands
Powerband band slings

PB Star / PB Star DD

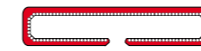
PD
PC

Protective sleeve single-sided [SF1] and Protective sleeve two-sided [SF2]



	Protective sleeve single-sided	External width [mm]	External height [mm]	Weight approx. running m [kg]	Protective sleeve double-sided	External width [mm]	External height [mm]	Weight approx. running m [kg]
PB 1000 Star	SF1-30	55	30	0,6	SF2-30	55	30	0,9
PB 2000 Star	SF1-60	85 €	23	1	SF2-60	85	23	1,4
PB 3000 Star	SF1-90	115 €	25	1,5	SF2-90	115	25	2,2
PB 4000 Star	SF1-120	145	25	2	SF2-120	145	25	2,9
PB 5000 Star	SF1-150	175€	25	2,3	SF2-150	175	25	3,4
PB 6000 Star	SF1-180	210 €	30	2,9	SF2-180	210	30	4,2
PB 8000 Star	SF1-240	270 €	35	3,7	SF2-240	270	35	5,5
PB 10000 Star	SF1-300	340 €	35	4,6	SF2-300	340	35	6,8
PB 1000 Star DD	SF1-30	55	30	0,6	SF2-30	55	30	0,9
PB 2000 Star DD	SF1-60	85 €	23	1	SF2-60	85	23	1,4
PB 3000 Star DD	SF1-90	115 €	25	1,5	SF2-90	115€	25	2,2
PB 4000 Star DD	SF1-120	145	25	2	SF2-120	145	25	2,9
PB 5000 Star DD	SF1-150	175€	25	2,3	SF2-150	175€	25	3,4
PB 6000 Star DD	SF1-180	210 €	30	2,9	SF2-180	210	30	4,2
PB 8000 Star DD	SF1-240	270 €	35	3,7	SF2-240	270 €	35	5,5
PB 10000 Star DD	SF1-300	340 €	35	4,6	SF2-300	340€	35	6,8
PD 1000	SF1-30/3	55 €	30	0,6	SF2-30/3	55 €	30	0,9
PD 2000	SF1-60/3	85	23	1	SF2-60/3	85	23	1,4
PD 3000	SF1-90/3	115 €	25	1,5	SF2-90/3	115	25	2,2
PD 4000	SF1-120/3	145€	25	2	SF2-120/3	145€	25	2,9
PD 5000	SF1-150/3	175 €	25	2,3	SF2-150/3	175€	25	3,4
PC 2000	SF1-PC-30/3	55€	30	0,6	SF2-PC-30/3	55	30	0,9
PC 4000	SF1-PC-60/3	90 €	35	1,6	SF2-PC-60/3	90	35	2,1
PC 6000	SF1-PC-90/3	110€	35	1,7	SF2-PC-90/3	110€	35	2,3
PC 8000	SF1-PC-120/3	145	40	2,3	SF2-PC-120/3	145	40	3,2
PC 10000	SF1-PC-150/3	210€	40	3,6	SF2-PC-150/3	210	40	4,8

Protective sleeve clip



	Protective sleeve clip	External width [mm]	External height [mm]	Weight approx. running m [kg]
PB 1000 Star	SC-30	47	22	0,9
PB 2000 Star	SC-60	85	23	1,4
PB 3000 Star	SC-90	115	25	2,2
PB 4000 Star	SC-120	145	25	2,9
PB 5000 Star	SC-150	175	25	3,4
PB 6000 Star	SC-180	210	30	4,2
PB 8000 Star	SC-240	270	35	5,5
PB 10000 Star	SC-300	340	35	6,8
PB 1000 Star DD	SC-30	47	22	0,9
PB 2000 Star DD	SC-60	85	23	1,4
PB 3000 Star DD	SC-90	115	25	2,2
PB 4000 Star DD	SC-120	145	25	2,9
PB 5000 Star DD	SC-150	175	25	3,4
PB 6000 Star DD	SC-180	210	30	4,2
PB 8000 Star DD	SC-240	270	35	5,5
PB 10000 Star DD	SC-300	340	35	6,8
PD 1000	SC-30/3	47	30	0,9
PD 2000	SC-60/3	85	23	1,4
PD 3000	SC-90/3	115	25	2,2
PD 4000	SC-120/3	145	25	2,9
PD 5000	SC-150/3	175	25	3,4
PC 2000	SC-PC-30/3	55	30	0,9
PC 4000	SC-PC-60/3	90	35	2,1
PC 6000	SC-PC-90/3	110	35	2,3
PC 8000	SC-PC-120/3	145	40	3,2
PC 10000	SC-PC-150/3	210	40	4,8

Important information about "PD" and "PC":

the clip sleeves are also available in fig. 5.
Alternative: also available with coating.

Please note:

The information on "metal reinforcement", "ground" and "combination of metal reinforcement and ground" can be found on pages 82 to 84

01.3 SECUTEX PROTECTIVE HOSES

secutex Protective sleeves
Technical data and order overview

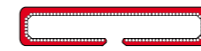
PCS lifting straps

Protective sleeve single-sided [SF1] and Protective sleeve two-sided [SF2]



	Protective sleeve single-sided				Protective sleeve double-sided			
	External width [mm]	External height [mm]	Weight approx. running m [kg]	External width [mm]	External height [mm]	Weight approx. running m [kg]		
PCS 2000	SF1-PCS 30	55	30	0,6	SF2-PCS 30	55	30	0,9
PCS 4000	SF1-PCS 60	90	35	1,6	SF2-PCS 60	90	35	2,1
PCS 6000	SF1-PCS 90	110	35	1,7	SF2-PCS 90	110	35	2,3
PCS 8000	SF1-PCS 120	145	40	2,3	SF2-PCS 120	145	40	3,2
PCS 10000	SF1-PCS 150	210	40	3,6	SF2-PCS 150	210	40	4,8
PCS 12000	SF1-PCS 180	230	40	3,4	SF2-PCS 180	230	40	4,9
PCS 16000	SF1-PCS 240	270	45	4,1	SF2-PCS 240	270	45	5,9
PCS 20000	SF1-PCS 300	340	40	4,6	SF2-PCS 300	340	40	6,8
PCS 2000-DD	SF1-PCS 30	55	30	0,6	SF2-PCS 30	55	30	0,9
PCS 4000-DD	SF1-PCS 60	90	35	1,6	SF2-PCS 60	90	35	2,1
PCS 6000-DD	SF1-PCS 90	110	35	1,7	SF2-PCS 90	110	35	2,3
PCS 8000-D1D1	SF1-PCS 120	145	40	2,3	SF2-PCS 120	145	40	3,2
PCS 10000-D1D1	SF1-PCS 150	210	40	3,6	SF2-PCS 150	210	40	4,8
PCS 12000-D1D1	SF1-PCS 180	230	40	3,4	SF2-PCS 180	230	40	4,9
PCS 16000-D1D1	SF1-PCS 240	270	45	4,1	SF2-PCS 240	270	45	5,9
PCS 20000-D1D1	SF1-PCS 300	340	40	4,6	SF2-PCS 300	340	40	6,8

Protective sleeve clip [SC] and secuWave [SWS]



	Protective sleeve clip			secuWave Protective sleeve				
	External width [mm]	External height [mm]	Weight approx. running m [kg]	External width [mm]	External height [mm]	Weight approx. running m [kg]		
PCS 2000	SC-PCS 30	55	30	0,9	SWS-PCS 30	55	50	*
PCS 4000	SC-PCS 60	90	35	2,1	SWS-PCS 60	90	55	*
PCS 6000	SC-PCS 90	110	35	2,3	SWS-PCS 90	110	55	*
PCS 8000	SC-PCS 120	145	40	3,2	SWS-PCS 120	145	60	*
PCS 10000	SC-PCS 150	210	40	4,8	SWS-PCS 150	210	60	*
PCS 12000	SC-PCS 180	230	40	4,9	SWS-PCS 180	230	60	*
PCS 16000	SC-PCS 240	270	45	5,9	SWS-PCS 240	270	65	*
PCS 20000	SC-PCS 300	340	40	6,8	SWS-PCS 300	340	60	*
PCS 2000-DD	SC-PCS 30	55	30	0,9	SWS-PCS 30	55	50	*
PCS 4000-DD	SC-PCS 60	90	35	2,1	SWS-PCS 60	90	55	*
PCS 6000-DD	SC-PCS 90	110	35	2,3	SWS-PCS 90	110	55	*
PCS 8000-DD	SC-PCS 120	145	40	3,2	SWS-PCS 120	145	60	*
PCS 10000-DD	SC-PCS 150	210	40	4,8	SWS-PCS 150	210	60	*
PCS 12000-DD	SC-PCS 180	230	40	4,9	SWS-PCS 180	230	60	*
PCS 16000-DD	SC-PCS 240	270	45	5,9	SWS-PCS 240	270	65	*
PCS 20000-DD	SC-PCS 300	340	40	6,8	SWS-PCS 300	340	60	*

* upon request

Please note:

The information on "metal reinforcement", "ground" and "combination of metal reinforcement and ground" can be found on pages 82 to 84

01.3 SECUTEX PROTECTIVE HOSES

Technical data and order overview

lifting straps 1-ply/2-ply/4-ply
round slings

metal reinforcement [A]
ground, rough surface [S]
combination of metal reinforcement and
grinding [A+S]

Protective sleeve single-sided [SF1]



	External width [mm]	External height A*	Weight approx. running m [kg]	External height S*	Weight approx. running m [kg]	External height A + S*	Weight approx. running m [kg]
SF1-30	55	33	0,8	30	0,6	33	0,8
SF1-50	70	26	1,1	23	0,9	26	1,1
SF1-60	85	26	1,2	23	1	26	1,2
SF1-65	80	26	1,3	23	1,1	26	1,3
SF1-75	95	28	1,5	25	1,3	28	1,5
SF1-90	115	28	1,7	25	1,5	28	1,7
SF1-100	125	28	1,7	25	1,5	28	1,7
SF1-120	145	28	2,2	25	2	28	2,2
SF1-125	110	38	2,1	35	1,9	38	2,1
SF1-150	175	28	2,5	25	2,3	28	2,5
SF1-180	210	33	3,1	30	2,9	33	3,1
SF1-200	175	38	2,6	35	2,4	38	2,6
SF1-240	270	38	3,9	35	3,7	38	3,9
SF1-250	210	53	4,8	50	4,6	53	4,8
SF1-300	340	38	4,8	35	4,6	38	4,8
SF1-350	365	63	7,7	60	7,5	63	7,7
SF1-PCS 30	55	33	0,8	30	0,6	33	0,8
SF1-PCS 60	90	38	1,8	35	1,6	38	1,8
SF1-PCS 90	110	38	1,9	35	1,7	38	1,9
SF1-PCS 120	145	43	2,5	40	2,3	43	2,5
SF1-PCS 150	210	43	3,8	40	3,6	43	3,8
SF1-PCS 180	230	43	3,6	40	3,4	43	3,6
SF1-PCS 240	270	48	4,3	45	4,1	48	4,3
SF1-PCS 300	340	43	4,8	40	4,6	43	4,8

Protective sleeve two-sided [SF2]



	External width [mm]	External height A*	Weight approx. running m [kg]	External height S*	Weight approx. running m [kg]	External height A + S*	Weight approx. running m [kg]
SF2-30	55	36	1,3	30	0,9	36	1,3
SF2-50	70	31	1,6	25	1,2	31	1,6
SF2-60	85	29	1,8	23	1,4	29	1,8
SF2-65	80	31	1,9	25	1,5	31	1,9
SF2-75	95	31	2,2	25	1,8	31	2,2
SF2-90	115	31	2,6	25	2,2	31	2,6
SF2-100	125	31	2,5	25	2,1	31	2,5
SF2-120	145	31	3,3	25	2,9	31	3,3
SF2-125	110	41	3,0	35	2,6	41	3,0
SF2-150	175	31	3,8	25	3,4	31	3,8
SF2-180	210	36	4,6	30	4,2	36	4,6
SF2-200	175	41	3,9	35	3,5	41	3,9
SF2-240	270	41	5,9	35	5,5	41	5,9
SF2-250	210	56	6,3	50	5,9	56	6,3
SF2-300	340	41	7,2	35	6,8	41	7,2
SF2-350	365	66	14	60	10	66	14
SF2-PCS 30	55	36	1,3	30	0,9	36	1,3
SF2-PCS 60	90	41	2,5	35	2,1	41	2,5
SF2-PCS 90	110	41	2,7	35	2,3	41	2,7
SF2-PCS 120	145	46	3,6	40	3,2	46	3,6
SF2-PCS 150	210	46	5,2	40	4,8	46	5,2
SF2-PCS 180	230	46	5,3	40	4,9	46	5,3
SF2-PCS 240	270	51	6,3	45	5,9	51	6,3
SF2-PCS 300	340	46	7,2	40	6,8	46	7,2

„A“ metal reinforcement
„S“ ground, rough surface
„A+S“ combination of metal reinforcement and grinding

www.secutex.com

Technical changes reserved. All rights reserved. No part of the catalogue may be reproduced in any form (print, photocopy, or other process) without written permission or processed, copied or distributed using electronic systems. This catalogue has been drawn up with due diligence;

SpanSet-secutex assumes no liability for errors or omissions.
D01-Main-Heben-1-08/14, 2014 SpanSet-secutex GmbH, Germany

SpanSet Ltd.

Telford Way, Middlewich
Cheshire CW10 0HX, UK
Tel: +44 (0) 1606 737494
Fax +44 (0) 1606 737502
www.spanset.co.uk