

Safe Clearance Heights For SpanSet DSL & SSL

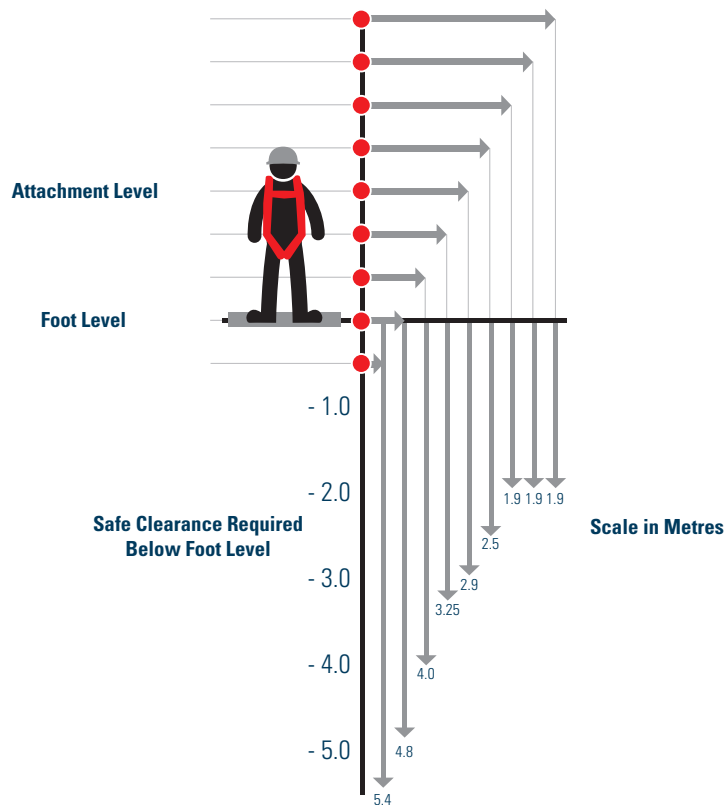
Height Safety
Lifting
Load Control
Safety Management

When using fall arrest techniques and equipment it is important that the user is aware of the safe clearance distance required below their feet. The clearance distance includes;

- The distance required for the equipment to safely arrest a falling user.
- An additional metre to provide a gap between the arrested user and the hazard below.

Using the tables in this document you can identify the anchor position and work out the safe clearance distance required.

Identify Your Anchor Point ● and read off the Safe Clearance you need Below Foot Level



All clearances include the arrest distance plus one metre as set out in the EN Standard

The SpanSet Double Self Retracting Lanyards (DSL's) and Single Self Retracting Lanyards (SSL's) have been independently tested by the Notified Body SATRA.

Testing covered all the worst case scenarios including those where;

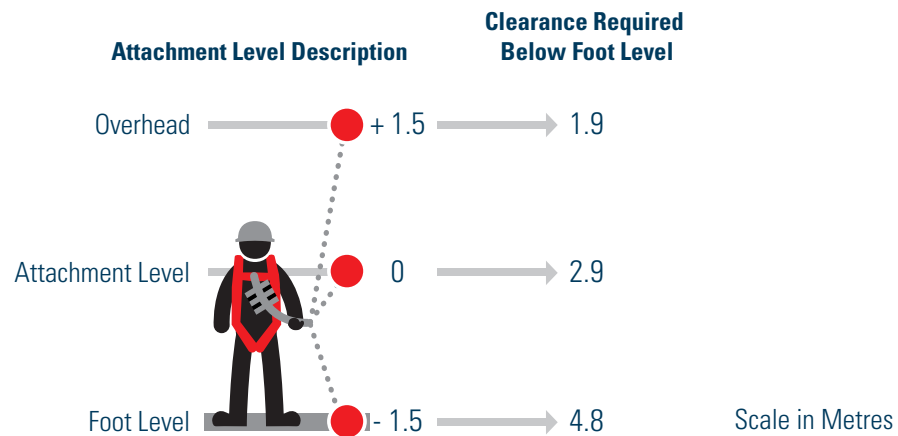
- The anchorage is at the maximum extension below the user
- In the case of the DSL both legs are attached to an anchorage at the maximum extension below the user in all cases the mass was arrested with an impact force below the required 6kN. The clearance heights take into account the full length of the device having arrested the fall and an additional metre as set out in the standard to ensure there is a clear gap between the user and the obstacle beneath them.

SpanSet DSL's and SSL's are Tested to be "Fit For Purpose".

Applications For SpanSet DSL & SSL

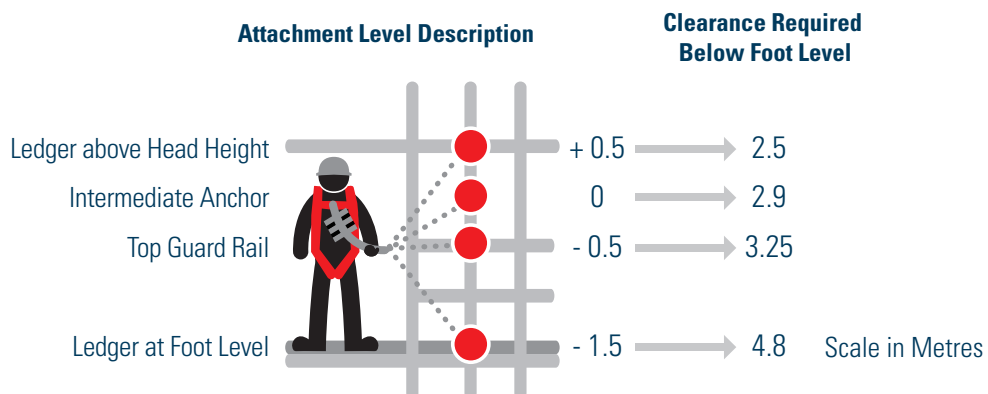
Height Safety
Lifting
Load Control
Safety Management

Standard Applications



The DSL has been independently tested in all the worst case scenerios. In all cases impact forces remain below 6kN even when attached below at maximum extension or with both legs attached below at maximum extensions. SpanSet DSL tested to be fit for purpose.

Scaffold Applications



When attaching to Scaffold always check the integrity of the anchorage point you intend to use. In the case of system scaffold you should ensure the selected anchorage point is approved for use by the manufacturer.



Edge Testing

Height Safety
Lifting
Load Control
Safety Management

The DSL and SSL has been designed for use in a wide variety of applications commonly encountered in the workplace. The materials incorporated in the DSL and SSL were carefully selected to meet the demands of those applications.

One common concern during a fall is the likelihood that the users lanyard will come into contact with other materials such as roof edges or structural beams for example and understanding the effect this may have. The current European Standards do not provide any criteria for Edge testing. There is however a draft standard produced by the VG11 working group.

SpanSet have carried out edge testing in accordance with the VG11 guidance and can confirm the DSL and SSL are both suitable for use in applications where they may come into contact with edges whilst arresting falls.