

SpanSet secutex®

Lifting
Buffer Pad
Lifting Equipment

Coilprotect

secutex


CO



Secutex Coilprotect "Semi", Coilprotect with low-profile coil rack

SECUTEX-COILPROTECT

Coilprotect Premium



Raster of the supporting rods 50mm



Coilprotect Premium

Coilprotect Premium

Coilprotect with additional supporting row

The Coilprotect Premium is a further development to the already existing Coilprotect Semi. The second set of stake holes enables an even closer stake out, especially for narrow slit strips.

Secutex Coilprotect are coil cradles made from sturdy steel and are constructed for the long-term storage of coils. Secutex Coilprotect is loaded using coil hooks, coil tongs or forklift trucks, where width of tray is not an issue.

The Advantages

- Protection of employees
- Robust construction
- Protection of the high quality surfaces through Secutex buffer pad
- Oil and lubricant resistant
- Complete stability
- Roll-off protection

Optional

- Buffer pad made of heat resistant buffer pad Secutex "Heat"
- Coated supporting rods
- Trolley for supporting rods
- End frame for diagonal and vertical storage



	Height [mm]	Width [mm]	Length [mm]	Coil-ø [mm]
Coilprotect Premium 1000	80	833	1.000	800 - 2.000
Coilprotect Premium 1500	80	833	1.500	800 - 2.000
Coilprotect Premium 2000	80	833	2.000	800 - 2.000
Coilprotect Premium 2500	80	833	2.500	800 - 2.000
Coilprotect Premium 3000	80	833	3.000	800 - 2.000
Coilprotect Premium special length	80	833	*	800 - 2.000

Raster of the supporting rods middle/middle: 50mm

* Upon request

SECUTEX COILPROTECT

Secutex-Coilprotect "Altus"
Secutex-Coilprotect "Semi"



Secutex Coil Rack
made of steel

Coilprotect "Altus"
High-profile coil rack

Coilprotect "Semi"
Low-profile coil rack


High-profile Secutex coil cradle for long-term storage of coils of various sizes. This coil rack can only be loaded with a coil hook or coil tongs.

Low-profile Secutex coil cradle for long-term storage of coils of all sizes. The coil cradle may be loaded using coil hook/coil tongs as well as with a forklift truck.



1	Height [mm]	Width [mm]	Length [mm]	Coil- σ [mm]
	206	1.225	1.000	1.200-2.400
	206	1.225	1.500	1.200-2.400
	206	1.225	2.000	1.200-2.400
	206	1.225	2.500	1.200-2.400
	206	1.225	3.000	1.200-2.400

2	Height [mm]	Width [mm]	Length [mm]	Coil- σ [mm]
	80	675	1.000	800-2.000
	80	675	1.500	800-2.000
	80	675	2.000	800-2.000
	80	675	2.500	800-2.000
	80	675	3.000	800-2.000



For careful coil handling and safe storage.

A significant proportion of a product's total costs are attributable to damage resulting from a lack of buffer pad. The principal causes are carelessness, negligence and improper handling. This represents avoidable damage to goods and stock.

Secutex Coilprotect is the optimum solution for the safe handling, efficient transport and careful storage of coils and wire coils. At the processing plants, the coils must be placed in an upright position ready for machining. Serious workplace accidents occur again and again due to coils toppling over.

The protection of metal coils produced or intended for further processing has become critical in the manufacturing process. Improper handling and incorrect storage are the most frequent causes of dents in delicate metal sheet coils. These, in turn, can lead to considerable problems during later forming. "Renowned car manufacturers have discovered that dents can be detected through to the sixth layer of a coil. This causes considerable problems and additional costs during the forming process."

Secutex, a polyurethane elastomer with excellent physical and chemical properties, can be molded into just about any shape:

High structural strength

Compared with other chemical materials, Secutex is extremely tear-resistant. The polyurethane can be stretched to 500% of its original length without breaking.

High flexibility

Secutex offers considerably greater flexibility in comparison to conventional rubber - even with extreme temperature fluctuations.

Extreme wear and abrasion resistance

Secutex is virtually indestructible. In wet wear resistance tests, Secutex performed better than many metals.

SECUTEX COILPROTECT

Coilprotect

Secutex-Coilprotect



FORK PROTECTION

Secutex fork protection - fixed coating
coil fork protection - Coil shoe

Fork protection for continuous
heavy duty use




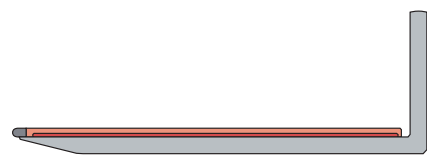


SZ-F1

Forks with fixed coating

This configuration offers maximum protection for load and lifting gear. Secutex fixed coating is inseparably bonded to the fork prongs; the perforated plate prevents it from detaching from the fork prongs. A crossbar at the tip of the fork prong prevents the Secutex coating from peeling off. The coating adds minimal thickness to the fork prong.

Typ	Internal width [mm]	External width [mm]	Coating [mm]
SZ-F1	---	Fork width	10-12



SZ-C

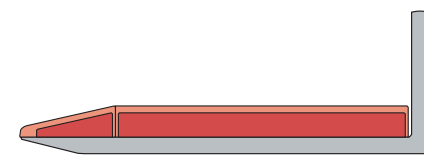
Coil fork protection with/without drive-in chamfer

Transport metal coils and wire rings safely and reliably using the Secutex coil shoe.

The radius of the bearing surface is matched exactly to the internal diameter of the coil.

Damage to the material is almost certainly prevented. The coil sits securely thanks to the high friction of the Secutex coating. It is almost impossible for the coil to slip off. The drive-in chamfer enables simple driving into the coil. The coil fork protection is available with and without drive-in chamfer.

Typ	Internal coil \varnothing [mm]
SZ-C	400/500/600



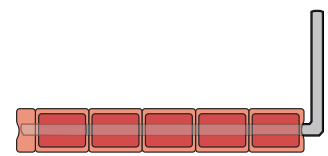
SZ-RM

Pipe module fork protection

The pipe module fork protection provides maximum protection for fragile round loads. It is extremely wear-resistant, very slip-resistant and easily replaceable.

The pipe module fork protection is simply pushed onto the existing mandrel and fastened with the end cap. The individual modules are free-rotating and simply turn away if subjected to unfavorable stress.

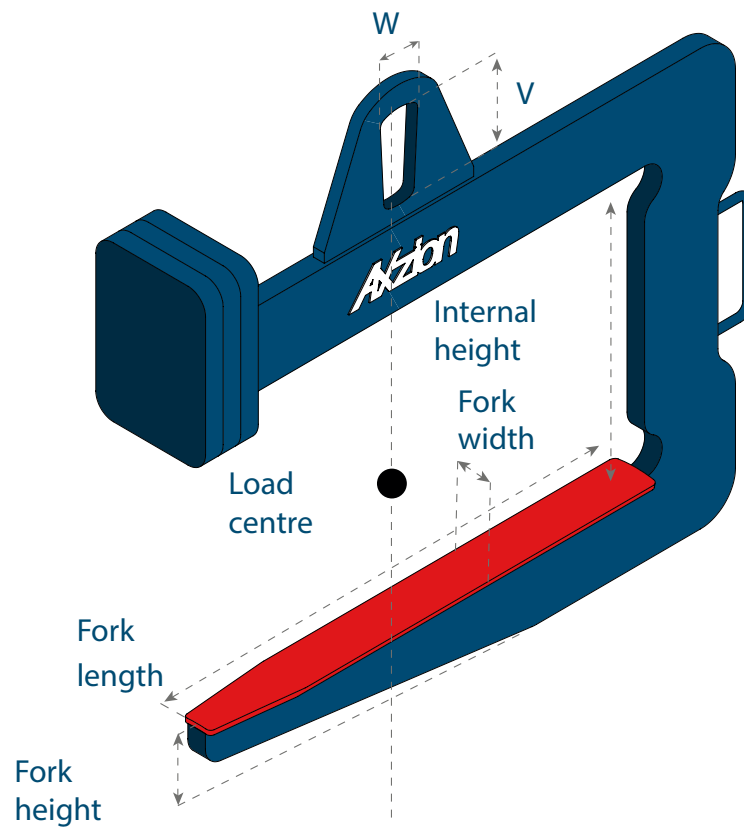
Typ	Module length [mm]	Wall thickness [mm]	End plate length [mm]
SZ-RM	250	15-20	90



Surface structures

For special applications that will be affected by water, oil or ice, we offer special surfaces. Talk to your expert adviser!

AXZION COIL HOOKS





Coil hooks

Proper pick-up and drop off

So-called C-hooks are suitable for lifting loads with openings, for example, coils or tubes.

Loads must be picked up and lowered in such a way as to prevent accidental overturning, spreading, sliding or unrolling of the load. Depending on the application, it includes a safety nose, protection basket, anti-slip fork coating. For narrow loads, e.g. slit belts, an additional securing (mechanical, magnetic, clamping) must be provided. Within the in-

tended load range and the centre of mass, the forks must always be tilted backwards in order to prevent the load from sliding off.


Please note:

- ✓ Transporting loads with a center of mass in front of the suspension (towards the tip of the tine) leads to a fork tilting downwards and is forbidden.
- ✓ Overloading the hook can lead to overloading and is not permitted.

AXZION COIL HOOKS

Optional

With Secutex impact protection on the inside of the back and / or the top of the forks



Further product information can be found at: https://www.spanset.com/us_en/section/downloads

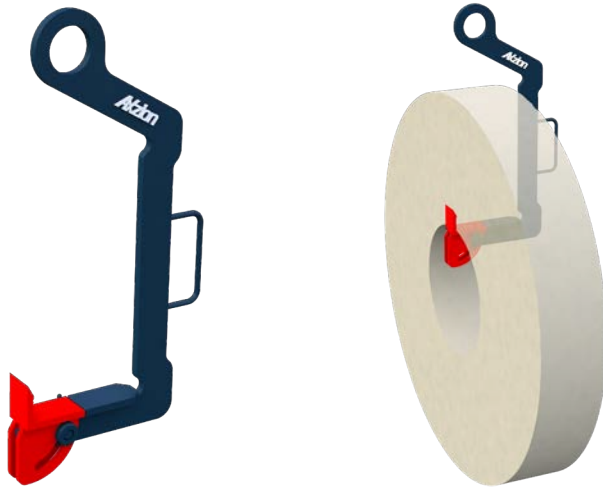
Further sizes available on request

Coil hooks without counterweight

For the cost-effective handling of coils and slot belts

Robust construction made of high-quality steel, supplied with a material test certificate. Under load, the load-bearing forks move approx. 3° upwards. Working with the coil hook without a counterweight is only possible with smaller coils, as the coil hook has to be positioned manually into the coil.

	Load capacity [kg]	Internal height [mm]	Fork length [mm]	Fork height [mm]	Fork width [mm]	Eye height V [mm]	Eye width W [mm]	Dead weight ca. [kg]
CHG005000100050-2	500	500	100	40	10	80	40	5
CHG005000150050-2	500	500	150	50	10	80	40	6
CHG005000200050-2	500	500	200	50	10	80	40	6
CHG005000300050-2	500	500	300	55	15	80	40	11
CHG005000100060-2	500	600	100	40	10	80	40	5
CHG005000150060-2	500	600	150	50	10	80	40	6
CHG005000200060-2	500	600	200	50	10	80	40	7
CHG005000300060-2	500	600	300	55	15	80	40	12
CHG010000100040-2	1000	400	100	50	10	100	50	5
CHG010000150040-2	1000	400	150	55	15	100	50	9
CHG010000200040-2	1000	400	200	65	15	100	50	11
CHG010000300040-2	1000	400	300	75	15	100	50	15
CHG010000400040-2	1000	400	400	80	20	100	50	22
CHG010000100050-2	1000	500	100	50	10	100	50	6
CHG010000150050-2	1000	500	150	55	15	100	50	10
CHG010000200050-2	1000	500	200	65	15	100	50	13
CHG010000300050-2	1000	500	300	75	15	100	50	16
CHG010000400050-2	1000	500	400	80	20	100	50	24
CHG010000100060-2	1000	600	100	50	10	100	50	7
CHG010000150060-2	1000	600	150	55	15	100	50	11
CHG010000200060-2	1000	600	200	65	15	100	50	14
CHG010000300060-2	1000	600	300	75	15	100	50	17
CHG010000400060-2	1000	600	400	80	20	100	50	26
CHG020000100040-2	2000	400	100	65	15	130	65	11
CHG020000200040-2	2000	400	200	80	20	130	65	19
CHG020000250040-2	2000	400	250	90	20	130	65	22
CHG020000300040-2	2000	400	300	90	20	130	65	24
CHG020000400040-2	2000	400	400	100	20	130	65	29
CHG020000100050-2	2000	500	100	65	15	130	65	13
CHG020000200050-2	2000	500	200	80	20	130	65	21
CHG020000250050-2	2000	500	250	90	20	130	65	24
CHG020000300050-2	2000	500	300	90	20	130	65	26
CHG020000400050-2	2000	500	400	100	20	130	65	31
CHG020000100060-2	2000	600	100	65	15	130	65	14
CHG020000200060-2	2000	600	200	80	20	130	65	22
CHG020000250060-2	2000	600	250	90	20	130	65	26
CHG020000300060-2	2000	600	300	90	20	130	65	28
CHG020000400060-2	2000	600	400	100	20	130	65	33




Coil tipping hooks

Better handling, low weight due to high-strength steel.

Suitable for erecting coils due to the tilt support with high nose. These must be placed on collars, and individual slot belt rings must be well bundled. Working with the coil tipping hook is only possible with smaller coils and requires an experienced operator. Narrow slot belts can only be tilted in one direction!

	Load capacity [kg]	Internal height [mm]	Coil Inside-Ø min. [mm]	Coil width [mm]	Tipping nose width Zb[mm]	Fork length [mm]	Eye height V [mm]	Dead weight [kg]
CKH0050002000400	500	400	300	100-200	60	200	75	9
CKH0100002000450	1000	450	300	100-200	60	200	75	11
CKH0100003000500	1000	500	400	200-300	60	300	75	14
CKH0250002000500	2500	500	300	100-200	80	200	90	18
CKH0250003000500	2500	500	400	200-300	80	300	90	26
CKH0300003000550	3000	500	400	200-300	80	300	90	26



Simple tube hook

Flame cut hook, crane-side with shackle, inclination angle 15-30°

Heavy-load pipe hook

Low weight due to high-strength steel. Crane-side with shackle, inclination angle 15-30°, Load-side support surface with adapted radius.

Designation	Load capacity [kg]
ROH 0050 0000 1	Simple tube hook 1000
ROH 0100 0000 1	Simple tube hook 2000
ROH 0150 0000 1	Simple tube hook 3000
ROH 0250 0000 1	Simple tube hook 5000
ROH 0300 0000 0	Heavy-load pipe hook 6000
ROH 0425 0000 0	Heavy-load pipe hook 8000
ROH 0600 0000 0	Heavy-load pipe hook 12000
ROH 0800 0000 0	Heavy-load pipe hook 16000

AXZION COIL HOOKS

Optional

Secutex turning mat 10x200x300 mm
(DxLxW)

Further product information
can be found at:
[https://www.spanset.com/us_en/
section/downloads](https://www.spanset.com/us_en/section/downloads)

Further sizes available on request

Optional

Contact surface with replaceable
Secutex- Buffer Pad for the protection of
high-quality pipe ends

Further product information
can be found at:
[https://www.spanset.com/us_en/
section/downloads](https://www.spanset.com/us_en/section/downloads)

Further sizes available on request

AXZION COIL HOOKS



Optional

Secutex impact protection on the inside of the back and / or the top of the forks

Further product information can be found at: https://www.spanset.com/us_en/section/downloads

Further sizes available on request

Coil hook with counterweight

For the cost-effective handling of coils and slot belts.

Robust construction made of high-quality steel, supplied with a material test certificate. Under load, the load-bearing forks move approx. 3° upwards. Due to the counterweight, the hook also hangs horizontally without load.



	Load capacity [kg]	Internal height [mm]	Fork length [mm]	Fork height [mm]	Fork width [mm]	Eye height V [mm]	Eye width W [mm]	Dead weight ca. [kg]
CHG050000400060-0	5000	600	400	110	25	190	85	98
CHG050000400070-0	5000	700	400	110	25	190	85	110
CHG050000400080-0	5000	800	400	110	25	190	85	123
CHG050000400100-0	5000	1000	400	110	25	190	85	154
CHG050000500060-0	5000	600	500	125	25	190	85	107
CHG050000500070-0	5000	700	500	125	25	190	85	118
CHG050000500080-0	5000	800	500	125	25	190	85	131
CHG050000500100-0	5000	1000	500	125	25	190	85	157
CHG050000600060-0	5000	600	600	130	30	190	85	126
CHG050000600070-0	5000	700	600	130	30	190	85	138
CHG050000600080-0	5000	800	600	130	30	190	85	151
CHG050000600100-0	5000	1000	600	130	30	190	85	178
CHG100000500080-0	10000	800	500	140	40	270	120	271
CHG100000500100-0	10000	1000	500	140	40	270	120	328
CHG100000600070-0	10000	700	600	155	40	270	120	263
CHG100000600080-0	10000	800	600	155	40	270	120	286
CHG100000600100-0	10000	1000	600	155	40	270	120	338
CHG100000700070-0	10000	700	700	170	40	270	120	285
CHG100000700080-0	10000	800	700	170	40	270	120	308
CHG100000700100-0	10000	1000	700	170	40	270	120	357
CHG100000800070-0	10000	700	800	185	40	270	120	311
CHG100000800080-0	10000	800	800	185	40	270	120	334
CHG100000800100-0	10000	1000	800	185	40	270	120	382
CHG100001000070-0	10000	700	1000	185	50	270	120	399
CHG100001000080-0	10000	800	1000	185	50	270	120	424
CHG100001000100-0	10000	1000	1000	185	50	270	120	477
CHG160000600100-0	16000	1000	600	195	40	360	160	505
CHG160000700100-0	16000	1000	700	190	50	360	160	566
CHG160000800080-0	16000	800	800	205	50	360	160	523
CHG160000800100-0	16000	1000	800	205	50	360	160	597
CHG160001000070-0	16000	700	1000	235	50	360	160	571
CHG160001000080-0	16000	800	1000	235	50	360	160	606
CHG160001000100-0	16000	1000	1000	235	50	360	160	679
CHG160001200070-0	16000	700	1200	240	60	360	160	705
CHG160001200080-0	16000	800	1200	240	60	360	160	744
CHG160001200100-0	16000	1000	1200	240	60	360	160	824
CHG200000800100-0	20000	1000	800	230	50	360	160	716
CHG200001000080-0	20000	800	1000	240	60	360	160	763
CHG200001000100-0	20000	1000	1000	240	60	360	160	855
CHG200001200070-0	20000	700	1200	265	60	360	160	835
CHG200001200080-0	20000	800	1200	265	60	360	160	880
CHG200001200100-0	20000	1000	1200	265	60	360	160	973
CHG200001500070-0	20000	700	1500	280	70	360	160	1084
CHG200001500080-0	20000	800	1500	280	70	360	160	1135
CHG200001500100-0	20000	1000	1500	280	70	360	160	1238



AXZION COIL HOOKS

Optional

Coil hook with counterweight, heavy load, 200,000 load changes
For intensive use, design according to DIN EN 13001 and Eurocode EN 1993.

Robust construction made of high-quality steel, supplied with a material test certificate.
 With additional reinforcement plate in the back area. Under load, the load-bearing forks move approx. 3° upwards. Due to the counterweight, the hook also hangs horizontally without load.

Secutex impact protection on the inside of the back and / or the top of the forks

	Load capacity [kg]	Internal height [mm]	Fork length [mm]	Fork height [mm]	Fork width [mm]	Eye height V [mm]	Eye width W [mm]	Dead weight ca. [kg]
CHG050000400060-1	5000	600	400	110	25	190	85	120
CHG050000400070-1	5000	700	400	110	25	190	85	135
CHG050000400080-1	5000	800	400	110	25	190	85	150
CHG050000400100-1	5000	1000	400	110	25	190	85	190
CHG050000500060-1	5000	600	500	125	25	190	85	130
CHG050000500070-1	5000	700	500	125	25	190	85	145
CHG050000500080-1	5000	800	500	125	25	190	85	160
CHG050000500100-1	5000	1000	500	125	25	190	85	190
CHG050000600060-1	5000	600	600	130	30	190	85	155
CHG050000600070-1	5000	700	600	130	30	190	85	170
CHG050000600080-1	5000	800	600	130	30	190	85	185
CHG050000600100-1	5000	1000	600	130	30	190	85	215
CHG100000500080-1	10000	800	500	140	40	270	120	330
CHG100000500100-1	10000	1000	500	140	40	270	120	395
CHG100000600070-1	10000	700	600	155	40	270	120	320
CHG100000600080-1	10000	800	600	155	40	270	120	345
CHG100000600100-1	10000	1000	600	155	40	270	120	410
CHG100000700070-1	10000	700	700	170	40	270	120	345
CHG100000700080-1	10000	800	700	170	40	270	120	370
CHG100000700100-1	10000	1000	700	170	40	270	120	430
CHG100000800070-1	10000	700	800	185	40	270	120	375
CHG100000800080-1	10000	800	800	185	40	270	120	405
CHG100000800100-1	10000	1000	800	185	40	270	120	460
CHG100001000070-1	10000	700	1000	185	50	270	120	480
CHG100001000080-1	10000	800	1000	185	50	270	120	510
CHG100001000100-1	10000	1000	1000	185	50	270	120	575
CHG160000600100-1	16000	1000	600	195	40	360	160	610
CHG160000700100-1	16000	1000	700	190	50	360	160	680
CHG160000800080-1	16000	800	800	205	50	360	160	630
CHG160000800100-1	16000	1000	800	205	50	360	160	720
CHG160001000070-1	16000	700	1000	235	50	360	160	685
CHG160001000080-1	16000	800	1000	235	50	360	160	730
CHG160001000100-1	16000	1000	1000	235	50	360	160	815
CHG160001200070-1	16000	700	1200	240	60	360	160	850
CHG160001200080-1	16000	800	1200	240	60	360	160	895
CHG160001200100-1	16000	1000	1200	240	60	360	160	990
CHG200000800100-1	20000	1000	800	230	50	360	160	860
CHG200001000080-1	20000	800	1000	240	60	360	160	920
CHG200001000100-1	20000	1000	1000	240	60	360	160	1030
CHG200001200070-1	20000	700	1200	265	60	360	160	1005
CHG200001200080-1	20000	800	1200	265	60	360	160	1060
CHG200001200100-1	20000	1000	1200	265	60	360	160	1170
CHG200001500070-1	20000	700	1500	280	70	360	160	1305
CHG200001500080-1	20000	800	1500	280	70	360	160	1365
CHG200001500100-1	20000	1000	1500	280	70	360	160	1490

Further product information
 can be found at:
https://www.spanset.com/us_en/section/downloads

Further sizes available on request



AXZION COIL HOOKS

Optional

Lashing-points



Storage rack for coil hooks

BGR 500: Connecting and load-bearing devices must be set down or placed so that they can not tip over, fall or slide off. Take precautions and order the proper rack for your coil hook. Solid profile steel construction with floor mounting points.




Versions of the coil rack for coil hook

Small	Hook weight max. 200 kg
Medium	Hook weight max. 1000 kg
Large	Hook weight max. 2500 kg

Further prices and product information available on request!

AXZION COIL HOOKS



AXZION storage rack for slit strips

Often, slit strips must be separated from their loading unit before processing. For this purpose, they are usually placed horizontally in order to remove them individually. The slit strips packages used with a separate tilting chair are transported with a large coil hook to the storage rack and separated there. Filling is possible from both sides. While coils are removed for production on one side, the trays are refilled on the other side.

Information

Tilt-proof mounting
Easily loadable with crane and hook
Floor mounting

Optional

With Secutex impact protection coating for sensitive coils
Special sizes

Further product information can be found at:
https://www.spanset.com/us_en/section/downloads


Further sizes available on request

	Load capacity [kg]	Internal height [mm]	Fork length [mm]	Fork height [mm]	Fork width [mm]	Eye height V [mm]	Eye width W [mm]	Dead weight ca. [kg]
CHG0500005000801	5000	800	500	125	25	190	85	160
CHG0500008000801	5000	800	800	150	30	190	85	220
CHG1000008001001	10000	1000	800	185	40	270	120	460
CHG1000012001001	10000	1000	1200	205	50	270	120	665
CHG2000012001201	20000	1200	1200	265	60	360	160	1285



SECUTEX COILPROTECT

Secutex coil mat



Secutex turning mat

Careful and controlled turning

When rolling off a load over the floor, the heavy load can slip uncontrollably on the smooth warehouse floor. There is considerable risk of accidents. Expensive workpieces can be damaged under their own weight and may require time consuming reprocessing. Secutex turning mats (see figure above) are completely slip-resistant. The turning maneuver can be performed safely and smoothly.

Thickness [mm]	Width max. [mm]	Length max. [mm]
20	1.000	3.000
30	1.000	3.000
50	1.000	3.000

Slit strip lifting sling

The problem

The erection of stacked coils on the stack is not permitted! Therefore, the first choice for erecting split coil packages delivered lying flat is a coil turner. However, a fixed facility for turning narrow coils is not always available. Therefore, we offer a solution that may be brought into operation, after prior and thorough training of the rigger.

The solution

An end loop of Secutex lifting slings for slit strips is flat and can easily be pushed into the gap between the slit strips. The flat end loop is then simply hung over the forged coil hook. The protective tubing is positioned at the sharp edges of the coil. During lifting the lifting sling moves freely within the protective tubing, while the latter remains fixed against the load. Therefore, there is no movement across the sharp edges and hardly any wear.

The turning of stacked coils on the stack is liable to cause accidents, since the slit strip can slip over the bottom edge during erection. Therefore, as part of the kit you will always receive a slipresistant secutex turning mat (above) which is simply placed under the tipping edge. A positive side-effect: the windings of the underlying coil are not damaged during the turning procedure.

Thickness [mm]	Width [mm]	Length [mm]
10	200	300

Secutex coil mat

Flexible mat made of Secutex Buffer Pad

The light and mobile coil mat was designed for the storage of coils. It is convenient to use. Thus makeshift storage can be set up rapidly and flexibly or existing storage can be expanded in the event of bottlenecks.

The advantages

- Easily positionable by hand
- Virtually indestructible, as it is molded out of solid Secutex
- Oil and grease-resistant

Available as an option

- Carrying handle and oil drainage channel
- Surface made from heat-resistant Secutex heat buffer pad (up to 150 °C)
- Mounting holes
- Sloping head and tail pieces for forklift access.

Height [mm]	Width [mm]	Length [mm]	Coil-ø [mm]
30	400	3.000*	800-1.400
43	400	3.000*	1.000-1.600
54	400	3.000*	1.200-1.800
65	500	3.000*	1.200-2.100